

IVECO

Drive the road of change



More than **electric.**

eDAILY

Discover what's new in your eDAILY!



**UP TO 248 miles*
URBAN RANGE
AUTONOMY**

**ONLY 20 min
TO CHARGE
60 miles**

UP TO 50%
SAVINGS ON
MAINTENANCE
COST**

**UP TO 7.2t
GROSS VEHICLE
WEIGHT**

**UP TO 3.5t
TOWING CAPACITY**

**UP TO 50kW
ELECTRIC PTO
(POWER TAKE-OFF)**

* Urban range based on simulations with vehicle parameters from homologation measures. Range may vary depending on driving style, external weather and other conditions.

** Saving on planned maintenance cost compared to diesel equivalent. Different conditions may apply depending on specific vehicle configuration, annual miles and mission.

Drive electric.



SUSTAINABLE

Access all areas with zero emissions.

VERSATILE

Ready to follow your business even in the most demanding missions.

SUPERIOR DRIVING EXPERIENCE

More user-friendly and comfortable than ever.

100% CONNECTED

Maximise your eDaily's uptime and your business productivity.

Access all areas, no limits, with the best van in town.

Capable, safe and user-friendly.

Whatever you may go in town for – load, deliver, sell or build – eDaily is your best solution for emission-free and noise-free urban travel.

eDaily is as versatile as Daily: it offers the same cargo volume, gross vehicle weight, agility, transformability as the Diesel versions.

The driving mode selector allows you to either extract maximum power or **minimise energy consumption**.

One Pedal Drive mode makes urban driving easier and converts brake kinetic energy into electricity reducing eMotor energy consumption.

With eDaily you have all your creature comforts; including the AIR-PRO intelligent pneumatic suspension which offers 25% vibration reduction, as well as all of the technologies and features of Daily that you are used to.









All the range for your daily routes.

As much autonomy as your business requires.

Modular battery installation allows you to match your eDaily's range with the scope of your mission. You can set your eDaily from 1 to 4 modular batteries, and upgrade the configuration during the vehicle's life. The high energy density (265Wh/kg at cell level) of the 37kWh modular battery means more power and less weight. All this, together with up to 248 miles* autonomy in urban cycles, makes eDaily perfect for your operation.

* Urban range based on simulations with vehicle parameters from homologation measures. Range may vary depending on driving style, external weather and other conditions.

RANGES					
35S	WLTP	84	165	-	-
42S	WLTP	80	158	211	-
50C	WLTP	-	124	162	-
72C	WLTP	-	87	124	149

The following conditions apply: batteries at beginning of life and fully charged, battery cell temperature 23 °C, vehicles set in Eco Driving Modes and in Standard Regenerative Mode with no ADAS and air conditioning or heating. Reference models are: 35S VAN H1 WB 3,000 for 1 battery, 35S VAN H1 WB 3,520 for 2 batteries, 42S VAN H1 WB 3,520 for 1 and 2 batteries, 42S VAN H2 WB 4,100 for 3 batteries, 50C VAN H2 WB 4,100 for 2 and 3 batteries, 72C VAN H2 WB 4,100 for 2 and 3 batteries, 72C CAB 5.25 m² WB 5,100 for 4 batteries, with tyres class A and mechanical suspension. Actual ranges can vary depending on various conditions such as external elements, driving behaviour, vehicle maintenance, age of the lithium-ion battery.





Charging times to fit around your operation.

Easy-access front charging plug with different charging options.

The eDaily charging plug is easily accessible from whatever direction the cable is coming. Behind the flap which protects the plug from water and dust, a LED indicator shows the status and level of charge.

eDaily can be charged in every situation, connected to charging columns, industrial sockets and home sockets.

Fast charging up to 80 kW on 2- 3- and 4-batteries versions and 115 kW on 3- and 4-batteries versions adds up to 60 miles of range in 20 minutes.

					
Standard	Mode 2/3 on-board charger AC 11kW (Time for full charge)	3h 10'	6h 20'	9h 30'	12h 40'
Optional	Mode 2/3 on-board charger AC 22kW (Time for full charge)	1h 30'	3h 10'	4h 50'	6h 20'
Optional	Mode 4 off-board DC FAST CHARGE DC 40kW (Time for 20% - 80% of battery charge)	30'	-	-	-
	DC 80kW (Time for 20% - 80% of battery charge)	-	30'	50'	1h
	DC 115kW (Time for 20% - 80% of battery charge)	-	-	35'	47'

Indicative times in standard conditions, with an approximation to ten minutes.

New lateral charging socket

To give you even more options to charge your eDaily in every situation, a new charging socket is now available on the side of the vehicle.



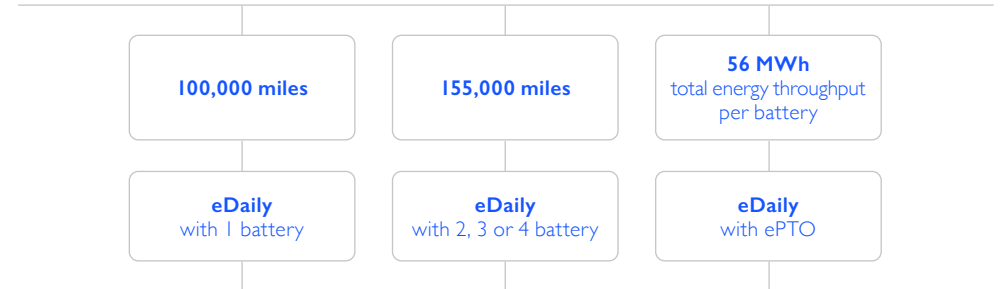
High-end energy with scalable batteries.

8-year and up to 155,000 miles battery warranty.

eDaily can be equipped with 1, 2, 3 or 4 modular batteries, and the configuration can be upgraded during vehicle life.

The FPT Industrial 37kWh modular battery has a best-in-class 95% ratio between installed and usable energy.

8 YEARS WARRANTY ON BATTERIES



BATTERY SUBSTITUTION WHEN CAPACITY <80%



Comfort and functionality.

The cabin is designed around you, with a car-like dashboard and a host of new features and functionalities to provide a superior work environment with a user-friendly interface, so you can focus on doing your job comfortably.





Functional dashboard

The new dashboard with ready-to-use storage compartments is designed to make your life easy with phone and tablet holders, wireless charging and all the spaces for your belongings.

Configurable cluster

Easily read all your vehicle's information on the standard 10 inch cluster with a wide screen and larger font sizes. Choose from three layouts, easily switching with the stalk lever button.

Infotainment

Enjoy your life on board with the 10 inch high-resolution colour display integrated into the dashboard. Navigation is simple and intuitive, and you can link your mobile device with mirroring and use IVECO Driver Pal with the in-cab microphone.



DAB radio

You can easily interact with the new standard DAB radio using the 7 inch touchscreen display and voice recognition, and connect your mobile device.

Supreme seating comfort

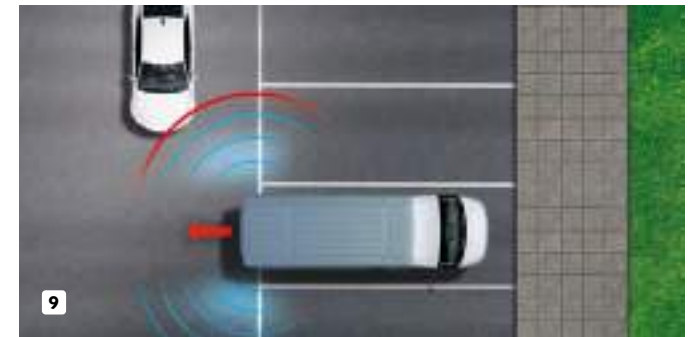
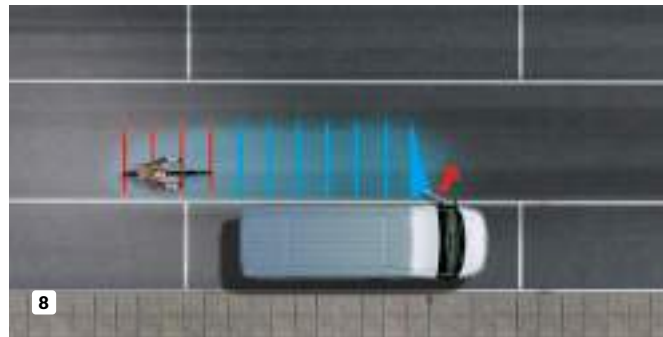
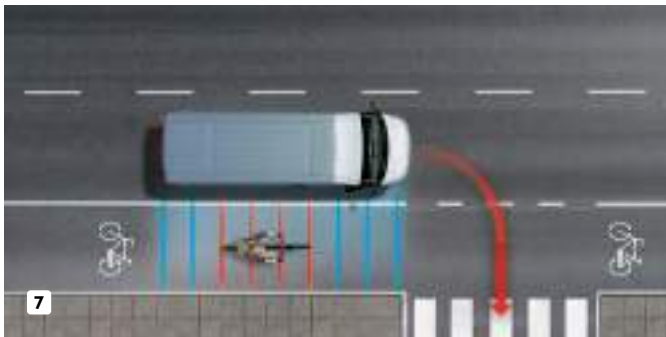
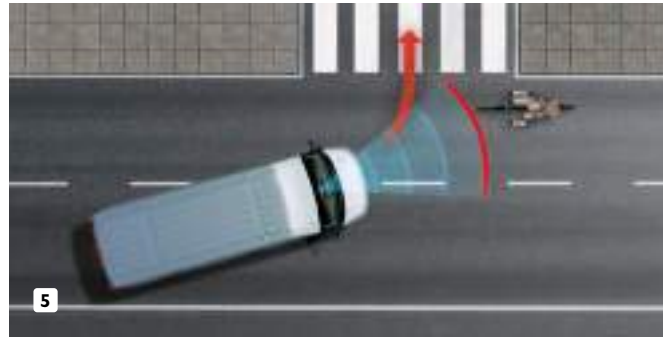
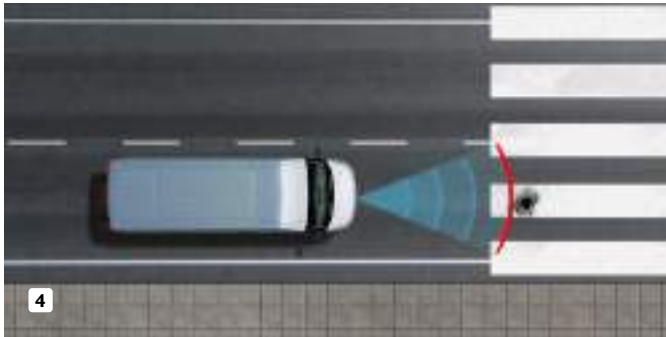

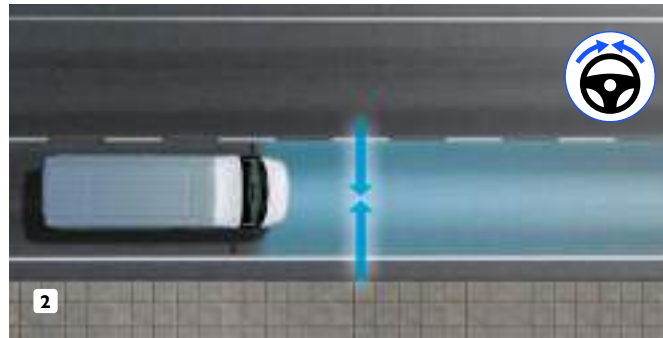
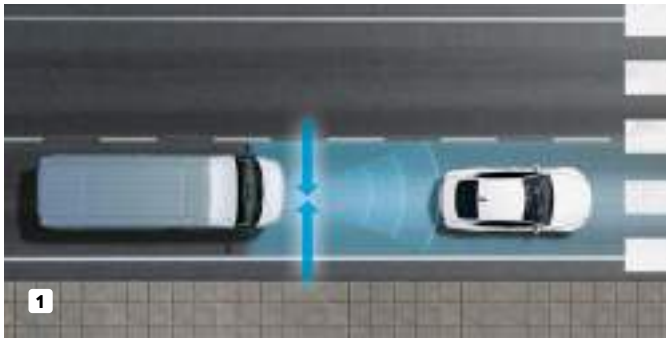
The seat cushion, backrest and headrest in memory foam deliver more safety and comfort with a premium driving experience. The seat and levers are designed to facilitate frequent entry and exit, typical of delivery missions.

Hands-free entry & exit

Deliveries are fast and convenient with the new Keyless Entry & Go feature, consisting of keyless operation of the eDaily's door locks and engine Start&Stop function.

Effortless safety on the road.

The eDaily offers a safe and stress-free driving experience with a host of new Advanced Driver Assistance Systems that will make driving on the road and in traffic, manoeuvring and stopping for deliveries effortless. The new ADAS are particularly valuable in urban missions, where they will help avoid possible collisions with pedestrians or cyclists.





1 TRAFFIC JAM ASSIST

Automatically follow the traffic flow and stay in your lane.

2 LANE CENTERING

Automatic steering to continually center the vehicle in its lane.

3 ADAPTIVE CRUISE CONTROL WITH STOP&GO

Cruise safely on the road, automatically keeping pace and stopping with the vehicle in front.

4 AEBS & CITY BRAKE

Avoid collisions in city traffic and protect vulnerable road users.

5 TURN ASSIST

Turn safely, automatically braking to avoid collisions.

6 INTELLIGENT SPEED ASSIST & TRAFFIC SIGN RECOGNITION

Always keep to the speed limit and keep safe with alerts and traffic sign recognition.

7 BLIND SPOT INFORMATION SYSTEM

Turn safely protecting cyclists.


8 BLIND SPOT & DOOR OPENING WARNING

Change lane and manoeuvre with confidence and open the door safely.

9 REAR CROSS TRAFFIC BRAKING

Reverse with confidence.





All the power you need.

The eMotor of your eDaily delivers the same performance as the Daily you know, with up to 140kW maximum power. It is exceptionally responsive thanks to the instant electric torque. Together with the best-in-class manoeuvrability, it makes driving eDaily a delight. And, for heavy-duty missions, the rear-wheel drive will power through the toughest jobs.

Hi-Power.

For a temporary boost.

The eDaily's distinctive Hi-Power function maximise performance to give you a boost when you need more power, for example when overtaking a vehicle.

Best-in-class towing capacity.

Up to 3.5t.

eDaily is a true towing champion. It holds the record-breaking title for towing the heaviest weight by an electric van with a standard production 3.5t van equipped with a 140kW rear-wheel drive drivetrain with 400Nm torque towing a massive 153.58t – also breaking records set by all-wheel drive cars.

Any mission you can think of. Including yours.

All bodies, all conversion opportunities, all missions – and the versatility of the eDaily you know.

An **ePTO up to 50kW** is available as electric plug or additional electric motor to power refrigeration, cranes and other superstructures, even when the vehicle is switched off. **You can also plug your vehicle into an electrical socket as a power supply for your equipment.**




37kWh


74kWh


111kWh


148kWh

Wheelbase Length

		from 3,000 to 4,100mm	from 3,450 to 4,100mm	-	-
Single Wheel	35S - 38S				
Single + Twin Wheel	42S - 42C	from 3,450 to 4,100mm	from 3,450 to 4,100mm	4,100mm	-
Twin Wheel	50C	-	from 3,450 to 4,100mm	4,100mm	-
	72C	-	from 3,450 to 5,100mm	from 4,100 to 5,100mm	5,100mm

1 DOOR-TO-DOOR DISTRIBUTION

2 COLD-CHAIN LOGISTICS

3 CONSTRUCTION

4 CONVERSIONS

Choose the suspension to match your mission.

A wide choice of rear suspensions, from the AIR-PRO pneumatic intelligent suspension to the new mechanical rear suspension that will enable a bigger payload.

AIR-PRO.

The intelligent suspension.

The air suspension provides a supremely comfortable ride with excellent stability, protecting you and your load. You are in control: you can choose the best set up, prioritising comfort or performance as needed.


New rear suspensions with payload increase.

A new rear composite leaf spring suspension with progressive stiffness, available as option for single wheel version, enables a payload increase while delivering a performance comparable to the standard double-leaf suspension.



The whole line-up. Nothing missing.

		Height / Load volume			Gross vehicle weight (tonnes)	
		H1 (1,545mm)	H2 (1,900mm)	H3 (2,100mm)	Min.	Max.
						
Wheelbase (mm)	Vehicle Length (mm)					
3,000	5,198	7.3m ³	-	-	3.5	3.5
3,520	5,718	9.0m ³	10.8m ³	-	3.5	4.2
3,520L	6,118	-	12.0m ³	13.4m ³	3.5	5.4
4,100	7,283	-	16.0m ³	18.0m ³	3.5	7.2
4,100L	7,678	-	17.5m ³	19.6m ³	4.6	7.2

		Single wheel		Twin wheel	
					
Wheelbase (mm)	Gross vehicle weight (tonnes)		Gross vehicle weight (tonnes)		
	Min.	Max.	Min.	Max.	
3,000	3.5	3.5	-	-	
3,450	3.5	4.2	4.2	7.2	
3,750	3.5	4.2	4.2	7.2	
4,100	3.5	4.2	4.2	7.2	
4,350	-	-	6.0	7.2	
4,750	-	-	6.0	7.2	
5,100	-	-	6.0	7.2	

All body variants up to 7.2t GVW

single wheels / twin wheels.

Some say electric vans are only suitable for door-to-door missions.
eDaily thinks different: electric means future – and the future comes in all body variants.

eDaily is offered in Van, Cab, Crew Cab, Chassis Cowl and people mover versions, and is confirmed as the most versatile and complete base for conversions, offering a wide combination of wheelbases and gross vehicle weights.
No parts protruding from the upper frame and digital and analogic interfaces (as in example the CAN BUS 2.0B) make eDaily the **most versatile and complete EV base for conversions.**

eDaily is the only electric LCV to offer **alternative rear axle ratios** on the 50C (3.6 or 4.44) and 72C versions (4.3 or 5.13) to optimise either performance or efficiency.

	3.5 t - 7.2t GWT Full Range	7.2t GWT Only
Van	•	-
Cab	•	-
Crew Cab*	•	-
Chassis Cowl & Stripped	-	•
Minibus	-	•

* Available from 4.2 to 7.2t.



Repair & Maintenance.

You can protect the value and performance of your vehicle and your business productivity with a Repair & Maintenance offer.

Our Repair and Maintenance contracts plans will maximise your vehicle's availability and you can rely on our skilled workforce and guaranteed high-quality IVECO Genuine Parts.



Combine the R&M elements to build a contract tailored to your needs:

MAINTENANCE

Maintenance and lubricants, oils and fluid changes according to the R&M Handbook.

WEAR

Covers clutch, brake pads, brake discs, brake drums or brake linings for drum brakes.

DRIVELINE

Covers eMotor, transfer box, propeller shaft, axles and component repairs.

FULL REPAIR

Raises further the level of cover extending the DRIVELINE contract with repairs to the braking system (excluding wear components), PTO, chassis, suspension, inverter, CMU, other battery-electric vehicle-specific components, heater, air conditioning, air compressor.

Your eDaily comes with a 3-year 100,000 mile FULL Repair & Maintenance package included as standard



Choose and combine to fulfill
your requirements:



REPAIR & MAINTENANCE



EXTENDED WARRANTY

Traction battery cover: 8 years or 100,000 miles (1 battery) or 155,000 miles (2/3/4 batteries).

PTO cover: 56MWh per battery.

Battery replacement when capacity declines to 80% of original capacity.

IVECO Services Solutions.

The complete development of state-of-the-art vehicles is important to provide our customers with Mobility Solutions that best meet their needs. At IVECO, our goal is to improve the productivity and profitability of our customers businesses. We do this by maximising vehicle uptime and efficiency, driver safety and environmental protection.



Uptime

To maximise your vehicle's uptime by avoiding unplanned stoppages through real-time monitoring, remote diagnostics and R&M schedules.



Driver Care and Safety & Security

To promote a safer driving style, improve the driver's performance and increase their safety for a better experience behind the wheel.



eMobility

IVECO eMobility services enable you to identify the most efficient routes and charging plans, maximise your vehicle's range with remote controls and optimise uptime and energy efficiency with our timely alerts on your vehicle's remaining charge.



Productivity & Efficiency

To reduce fuel consumption, optimise routes and improve your driver's driving style for a more productive and efficient business with lower running costs.



Parts & Accessories

Our extensive offer of high-quality parts and services enables you to customise your vehicle and enhance your life on board.





Service bundle.

All vehicles come with the connectivity box installed, allowing you to activate the eStart Pack Standard and combine it with a choice of Premium Mobility Solutions tailored to your business goals (terms and conditions apply).

Standard service bundle.

eStart Pack

It simplifies your life on board with a set of services aimed:

- **IVECO ON Access** for you to monitor your eDaily so to optimise performance and efficiency.
- **Uptime Monitoring & Management** to maximise your vehicle's availability.
- **eRange Assurance** to enjoy full peace of mind on your vehicle's battery and charging status.
- **eRemote control** of key vehicle functions to save time, resources and maximise efficiency and safety.
- The new **Easy Daily App** to make your life as a driver easier.

Premium service bundle.

You can tailor your Mobility Solution with additional Premium bundles.

ePro Pack

- **eCharge Management** for a simplified and integrated charging experience.
- **eDaily Routing App** to plan the most efficient route, and accurate range prediction.

eFleet Pack

- **ePRO Pack**
- **Professional eReport** to improve overall efficiency and productivity identifying areas for improvement.
- **Professional Safe Report** to improve driving style and safety on the road.



Genuine Parts

HIGH PERFORMANCE

IVECO Genuine Parts will keep your eDaily performing at its best during its long years at your service – and cost-efficiently. With these parts, you will enjoy the peace of mind of knowing they have been rigorously tested for safety, consistency and reliability, and come with a one-year warranty.

Accessories

ENHANCED EXPERIENCE

IVECO Accessories

Customise your eDaily to perfectly match your requirements with our wide range of high-quality accessories specifically designed to boost your vehicle's efficiency and performance, increase your safety, and enhance your comfort.





IVECO
00800|4|8|3|2|6|000
Assistance Non-Stop



IVECO Assistance Non-Stop is just a phone call away 24 hours a day, 7 days a week to keep your eDaily and your business running.

IVECO Non-Stop is the original IVECO smartphone application that you can use to communicate with IVECO if your vehicle breaks down. Just insert your vehicle information (VIN and registration plate) and with a simple push of a button you can send a request for assistance to the IVECO Customer Uptime Center. We will take care of your request immediately, activate the nearest workshop and follow up on the vehicle's repair. Through the app you can receive updates on the progress of your vehicle's repair.

IVECO
CAPITAL

IVECO CAPITAL is the captive financial services Brand of Iveco Group and offers a full range of financing and leasing for commercial and industrial vehicles. Our long-standing presence in the market allows us to provide flexible and tailored financial solutions and dedicated bundle offers*, to suit different customer requirements and business aspirations.



Discover more on www.ivecocapital.com
For a tailored offer contact your IVECO Dealer
or IVECO Direct Sales.

* Based on country' specifics. Term and condition apply.
Finance subject to IVECO CAPITAL approval.





PUBLICATION L2332I01UK - 06/24

The information contained in this brochure is based on the best data available to Iveco Group following its internal tests and simulations, pending the vehicle homologation, therefore the information concerning availability and capabilities may be subject to change. Officially homologated driving range will be published closer to the vehicle's sales date, moreover, in every case, the data may vary due to various factors (e.g. truck equipment, driving style, weather conditions, route mission, vehicle condition, age and condition of the lithium-ion battery).